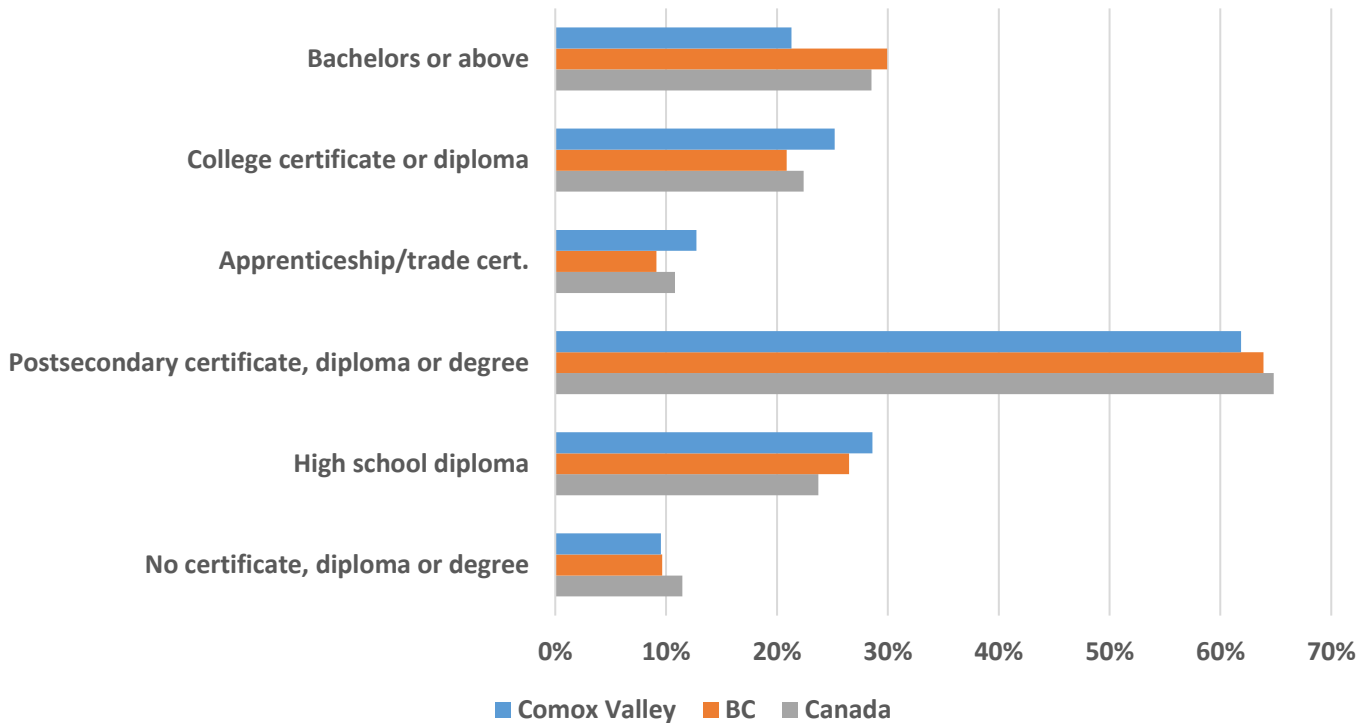


Census Canada Education Release Highlights

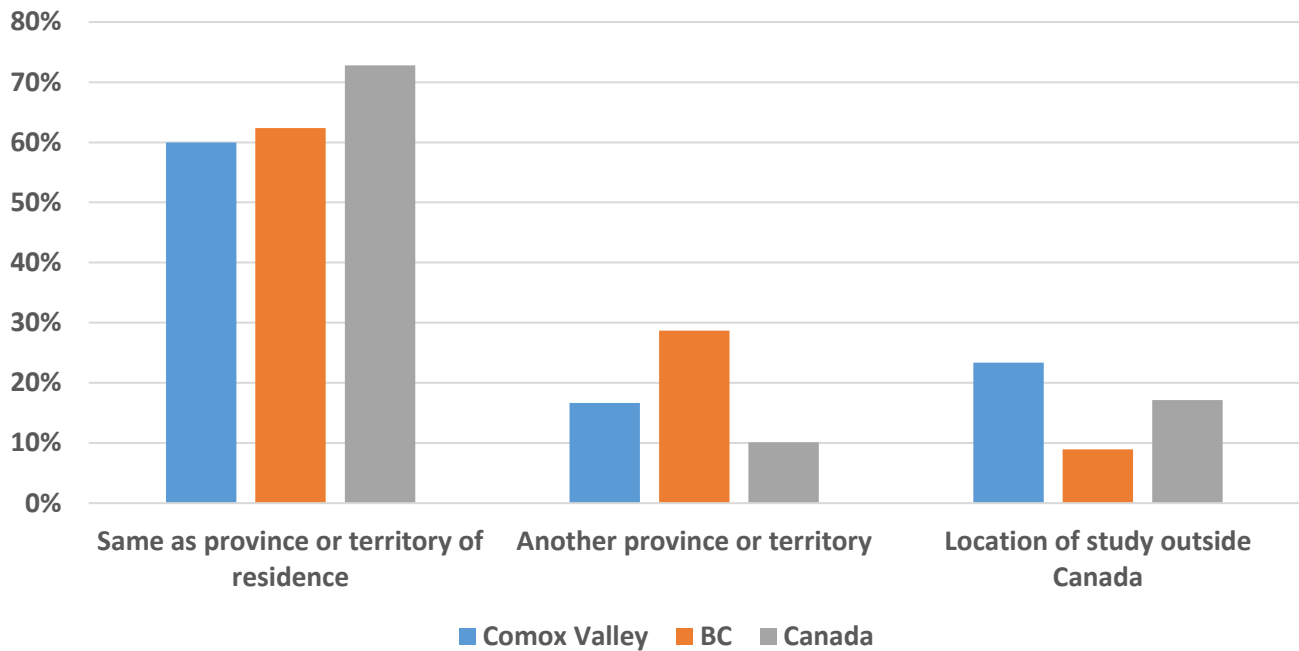
The Comox Valley has a slightly lower proportion of working age residents that hold a post-secondary certificate, diploma or degree (62%) than BC (64%) and Canada (65%), mainly attributed to the lower share of residents with a bachelor's degree of higher (21% in the Comox Valley vs 30% in BC and 29% in Canada). However this shortfall is made up by higher proportion of residents with a college certificate or diploma (25%), and those who have an apprenticeship/trade certification (13%). It is also worth noting that the Comox Valley has a lower proportion of residents that have no certificate diploma or degree (10%)

Highest certificate, diploma or degree for the population aged 25-64 (%)



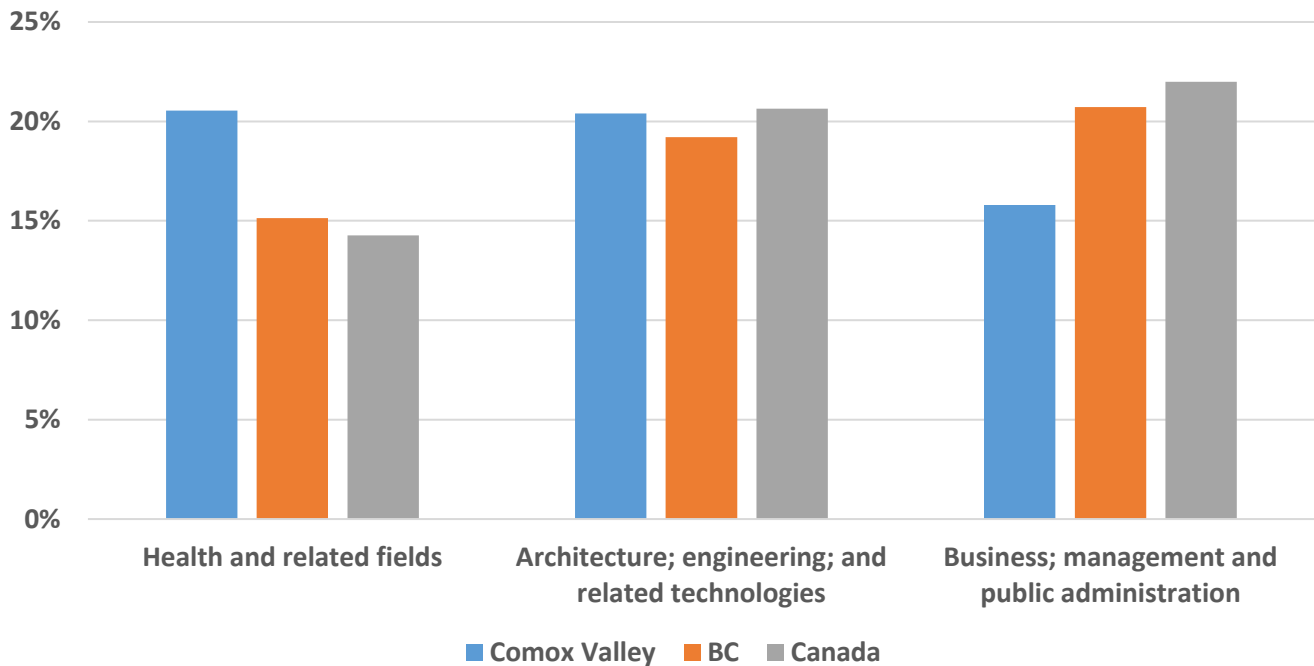
Comox Valley residents are more likely to have studied outside of Canada (23%) than the provincial (9%) and national (17%) averages. The Comox Valley average for studying in another province different than the one of residence (17%) is higher than Canada (10%) but lower than the BC average (29%).

Location of study for the population aged 26-64 that have a post-secondary certificate, diploma, or degree (%)



Of those with post-secondary education in the Comox Valley, most have studied in the health care field (21%). This is significantly higher than BC (15%) and Canada (14%). The field with the second highest proportion of education holders in the Comox Valley is architecture, engineering and related technologies (20%), which includes construction trades. This is on par with BC (19%) and Canada (21%). However, BC and Canada residents as a whole have a higher share (21% and 20%) of residents who studied business than the Comox Valley (16%).

Top fields of study study for the population aged 26-64 that have a post-secondary certificate, diploma, or degree (%)



Source: Statistics Canada 2016 Census